

POINT ➔ **WE THANK
GOD FOR OUR WORLD.**

Give each child a small lump of *Rainbow Clay*. SAY: **God made everything!** ➔ **WE THANK GOD FOR OUR WORLD.** The Bible tells us God created the world in seven days. Let's see what God made each day.

Hold up the card with the picture of Days 1 and 2 on it as you read aloud Genesis 1:3-8. Have children sculpt something from Day 1 or 2, such as a wave or a cloud. (It's okay if the sculptures aren't recognizable.) Have kids show off their sculptures.

Hold up the card with the picture of Day 3 as you read aloud Genesis 1:9-11. Have children sculpt a plant, and then show their sculptures.

Hold up the card with the picture of Day 4 as you read aloud Genesis 1:14-16. Have children sculpt the sun, moon, or a star, and then show their sculptures.

Hold up the card with the picture of Day 5 as you read aloud Genesis 1:20. Have children sculpt a fish or bird, and then show their sculptures.

Hold up the card with the picture of Day 6 as you read aloud Genesis 1:25-27. Have children sculpt themselves or an animal, and then show their sculptures to everyone.

SAY: **On Day 7, God rested and enjoyed what he had made. Let's rest, too! Put your clay down and pretend to take a nap.** Have children lie down. ➔ **WE THANK GOD FOR OUR WORLD.** Let's sit up and talk about that. Collect the clay.

SAY: **Let's thank God for each day.** Hold up each picture, and let children take turns saying, "God, thank you for..." and naming something God made that day.

Spread out this week's *Bible Buzz Cards*, picture side up.

ASK: **Point to the picture with the creation you like best, and explain why you like it.**

Why do we need some of the things God created?

SAY: **God made many wonderful things! He made plants and animals that give us food and medicine. He made light so we could see. And did you know that trees and flowers help us breathe? God made so many things, so ➔ WE THANK GOD FOR OUR WORLD.**



POINT ➔ **WE THANK
GOD FOR OUR WORLD.**

SAY: We're learning about the wonderful world God made. Let's thank God for some of the things he made. Say the words after me while we do the motions together.

Play 🎵 "Nature Sounds" (track 3) on the CD as you repeat the rhyme two or three times. Pause after each line for kids to repeat after you.

SAY:

Lord, we thank you for the flowers.

(hold up fingers and wiggle them)

Lord, we thank you for the trees.

(make a circle with your arms)

Lord, we thank you for spring showers, *(raise fingers high, and wiggle them as you lower them)*

And we thank you for the bees.

(touch middle finger to thumb on each hand; make small, fluttering circular motions in the air)

Lord, we thank you for the food we eat. *(lift closed hand to mouth as if eating with a spoon)*

Lord, we thank you for the birds so sweet. *(hook thumbs together, and wiggle fingers while moving hands around)*

Lord, we thank you for cows that moo, *(stretch neck as you say "moo")*

And we thank you for your love so true. *(cover heart with hands)*

In Jesus' name, amen.

ASK: Tell about something God made that you like a lot.

What do you do to show you're thankful for something?

SAY: Our rhyme thanked God for a lot of the wonderful things he made! This week, let's remember to show that ➔ **WE THANK GOD FOR OUR WORLD** by thanking him for our favorite things in creation.

POINT ➔ **WE THANK
GOD FOR OUR WORLD.**

Take out the *Rainbow Ball*. Have children sit in a tight circle on the floor with you.

SAY: Let's play a game to remind us that we can thank God for lots of things, in lots of places! I'll roll this *Rainbow Ball* to each of you, and you'll each get a chance to answer. For the first round, let's name things in our world that we can thank God for.

Roll the ball to a child, and let that child name one thing to thank God for. Then have the child roll the ball back to you. Continue until each child has had a chance to answer.

Then play again, letting children each say a place where they can thank God. After the game, place the ball out of sight.

ASK: Tell about a really neat experience you had enjoying something God made.

Where's one of your favorite places to look at what God made?

SAY: ➔ WE THANK GOD FOR OUR WORLD. in lots of ways, in lots of places! There are so many beautiful things he made that we can enjoy. Just traveling to church today, you probably saw some trees or animals or clouds. When you look around and see God's beautiful creation, remember to say thank you!

POINT ➔ **WE THANK
GOD FOR OUR WORLD.**

SAY: ➔ **WE THANK GOD FOR OUR WORLD.** He made the earth and the things in it out of nothing! Today, people often make things from God's creation. Let's play a game to help each other think about which things God made by himself and which things people made from God's creation. I'm going to name an object. If you think God made it, point up. If you think people made it from God's creation, point to someone else.

As you name each item, have children indicate whether they think it's made by God or by people. If the item was made by people, ask kids to share what things God made that might be in the item.

- trees
- pencils
- paper
- rain

- swimming pools
- sheep
- sweaters
- rocks

You may choose to add your own items to the list. Be sure that the man-made items contain God-created items that are easily recognized by small children.

ASK: **Why do you think people can't make something without any supplies, like God did?**

What are some neat ways people have used God's creation to make new things?

SAY: **God is the only one who can make something out of nothing. And he did that when he made our world! But he did make people to be creative, and he's given us the supplies we need to make some really neat things, like houses and computers.** ➔ **WE THANK GOD FOR OUR WORLD** and for giving us everything we need.


POINT WE THANK GOD FOR OUR WORLD.


Have the children form a circle and sit down. Open your Bible to Genesis 1, and show children the words.

SAY: The Bible says, "In the beginning God created the heavens and the earth." Created means "made." When God made the world, he just spoke, and things were created! Let's see if we can make something appear with our words. Go around the circle and have kids say, "I want to create a..." For example, a child might say, "I want to create a horse."

ASK: Where are the things you named?

What did you think when they didn't appear?

SAY: God created the heavens and the earth using just his words. We can't make something appear with our words the way God can. But we can use words when  WE THANK GOD FOR OUR WORLD. Let's sing about how God made the world.

Lead the children in singing  "God Made the World" (adapted from Genesis 1:1) (track 4) on the **CD** to the tune of "The Farmer in the Dell."

SING:

God made the world. (*march in a circle during the whole verse*)

Oh, God made the world.

We thank him for creating it.

God made the world!

God made the light. (*put hand over eyes as if looking around*)

Oh, God made the light. (*point at a light or window*)

We thank him for creating it. (*wave hands in the air*)

God made the light! (*put hand over eyes as if looking around*)

God made you and me. (*point to others*)


Oh, God made you and me. (*high five someone*)

We thank him for creating us. (*wave hands in the air*)

God made you and me! (*point to others*)

ASK: What are some words you use to thank God?

If we added more verses to our song, what would you want to sing about?

SAY: God made so many wonderful things just by saying their names! This week, say the names of the things God made to thank him for making them! Remember,  WE THANK GOD FOR OUR WORLD.