

Directions

WHAT YOU NEED EACH WEEK



WEEKLY DEVOTIONS FOR LEADERS

Before class, read this week's devotion to prepare your heart! (2 copies per kit)

978-1-4707-5216-3



Amigos Box
127058



Buzz Bond Card
110339



Buzz Hopper
110361



Amigos CD
1210000304285



Key Verse Lyrics Sheet
127084



Bible Buzz Cards Booklet
129073



Question Cube
110355



Buzz in Action Cards
122526



2 Cans Buzz Boing Putty
109678




13 Buzz Arrows
110568



Let's Pray Poster
122525



Faith Buzz at Home Card Set
127069



1 set Kaboom Sticks
110363

YOU'LL NEED THESE CLASSROOM SUPPLIES:

- Bibles
- CD player
- tape
- pencils
- crayons
- glue
- scissors
- paper



WHAT YOU DO EACH WEEK



Don't skip a step!




Before Class: Prepare Your Heart

(5 to 10 minutes)

- 1 Open the Leader Devotions booklet  , and read the Leader Devotion for this week.






Part 1: Buzz Bond Where kids connect

(5 to 10 minutes)

- 1 Have kids sit in a circle.
- 2 Place the Buzz Bond Card  in the middle of the circle.
- 3 Wind up the Buzz Hopper  , and let it hop on the Buzz Bond Card  . Encourage kids to put the hopper back on the board if it jumps off.
- 4 Have all the kids each follow the instructions on the space the hopper ends up on when it stops hopping.
- 5 Got extra time? Do it again!








Part 2: God Sightings[®] Where kids see God at work

(up to 5 minutes)






- 1 Read one of the Key Verses below, pausing after each phrase for kids to repeat after you.
 - **Weeks 1–5:** “A friend is always loyal.” — Proverbs 17:17 (song: CD  track 2)
 - **Weeks 6–9:** “You are my friends if you do what I command.”—John 15:14 (song: CD  track 7)
 - **Weeks 10–13:** As iron sharpens iron, so a friend sharpens a friend.”—Proverbs 27:17 (song: CD  track 9)
- 2 Lead kids in singing the Key Verse song on the CD  . Refer to the song lyrics on the Key Verse Lyrics Sheet  .
- 3 To help kids look for God all the time, tell about a time this week you saw God at work in your life. Then encourage kids to share stories of their own.

Part 3: Bible Buzz Where kids dig into the Bible

(25 to 30 minutes)

- 1 Open the Bible Buzz Cards Booklet  to the five cards for this week.
- 2 Tear out all five different Bible Buzz Cards  for today's Bible lesson. Spread out the cards, picture down.
- 3 First, follow the directions on the Bible Buzz Card  with the  icon to lead kids in an amazing experience with the Bible.
- 4 Have kids sit in a circle around the Buzz Hopper . Wind up the hopper and see which child it stops closest to. That child gets to choose the next Bible Buzz Card  to experience.
- 5 Lead children by following the instructions on the Bible Buzz Card  the child chooses.
- 6 You've got three more cards to go, so repeat steps **4** and **5**.







Part 4: Buzz in Action Where kids apply what they've learned (5 to 10 minutes)

- 1 Read the  Point from the Bible Buzz Cards . You'll need to say it without the "we" for this activity.
- 2 Have a child roll the Question Cube .
- 3 Find the matching question on the Buzz in Action Cards .
- 4 Read the question aloud and fill in the  Point, adjusting the wording as necessary. Have all the kids share their answers.





Part 5: Let's Pray where kids talk to God

(5 minutes)

- 1 Hang up the Let's Pray Poster .
- 2 Roll a ball of Buzz Boing Putty .
- 3 Bounce the ball to kids while you play "Two Good Friends" (track 3) on the CD .
- 4 Determine who's holding the putty ball at the end of the song. Give that child a Buzz Arrow . (Use a new Buzz Arrow  each week as needed to maintain stickiness.)
- 5 Have the child stand fairly close to the Let's Pray Poster  and throw the arrow at it.
- 6 Read the box the arrow lands in, and have children each think of a friend who matches that description. Lead all the kids in praying for the friends they've named.

Part 6: Faith Buzz at Home where kids take it home

(2 minutes)

- 1 Find the sheet of Faith Buzz at Home Cards  for this week.
- 2 Tear the cards apart, and distribute one card to each child.
- 3 As you distribute each Faith Buzz at Home Card , encourage kids to show the card to their parents so they can use it in a fun way to talk about the Bible passage.

