

**POINT**  **WE LOVE OTHERS.**

Have kids sit in a circle. Give each child a small lump of *Rainbow Clay* and show kids how to make a long, skinny, snake-like piece.


Open your Bible to Genesis 42, and show kids the words. **SAY: I'm going to tell you all about Joseph's life. For each thing I say, use your clay to show whether the thing I said is happy or sad. If it's happy, turn your clay piece into a smile. If it's sad, turn it into a frown.** Demonstrate how to make smiles or frowns with the clay. After each bullet point below, pause and let children make their clay into a smile or a frown, and have a few kids explain why they chose a smile or frown. When a person or group of people is italicized, ask kids if they think those people deserve forgiveness for what they did in that bullet point.

- **Joseph had 10 *older brothers* who laughed at his dreams.**
- ***The brothers* were jealous of the beautiful coat Joseph got.**

- *Joseph's brothers* even sold him to be a slave and live far away.
- Many years later, Pharaoh put Joseph in charge of all the food in Egypt.
- **Joseph's family lived a long way from Egypt, but when there was no rain to grow food, they had to go all the way to Egypt to get food.**
- *Joseph's brothers* didn't know who he was when they saw him. But when Joseph saw his brothers, he knew them right away. He remembered that they'd sold him to be a slave.
- **Joseph surprised his brothers and told him who he was. His brothers thought they were in trouble, but Joseph forgave them.**

**ASK:** Which thing that happened to Joseph sounds like the hardest to forgive?

What's something that was hard for you to forgive?

**SAY:** Joseph showed love and forgave his brothers even after all the mean things they had done to him. When  **WE LOVE OTHERS**, we forgive them just like Joseph did.



## POINT WE LOVE OTHERS.


Form two groups, and have them stand at opposite ends of the room. Gather with one group—the Sneakers—and explain that they'll sneak up and surprise the others, just as Joseph surprised his brothers when they found out who he was. Tell the Sneakers that when they reach the other group, they'll give hugs and high fives as they shout, "Love others!"

Gather with the other group, and lead them in turning to face the opposite direction (away from the "sneaky" group). Act surprised when the Sneakers shout their affirmation and give high fives and hugs. Let the children trade roles and play again.

**ASK:** Tell about a good surprise you've gotten.

Tell about a surprise you gave someone else.

**SAY:** Joseph's brothers didn't like the surprise at first. When they found out Joseph was in charge, they thought they'd be in big trouble. But Joseph forgave them. Let's sing a song to remind us to forgive

others. Lead the children in singing  "Forgive" to the tune of "Rejoice in the Lord Always" (track 26) on the CD. As they sing, have children squat down for most of the song and pop up when they sing the word *forgive*. The song plays two times.

**SING:**

**Forgive as God forgave you, and again I say, "Forgive."**

**Forgive as God forgave you, and again I say, "Forgive."**

**Forgive, forgive,**

**And again I say, "Forgive."**

**Forgive, forgive,**

**And again I say, "Forgive."**


**Forgive as God forgave you, and again I say, "Forgive."**

**Forgive as God forgave you, and again I say, "Forgive."**

*(Repeat.)*

**ASK:** What's something God has forgiven you for?

What's something you've forgiven someone else for?

**SAY:** Joseph's brothers did some pretty awful things to him, and Joseph forgave them anyway. God forgives us for even more than Joseph had to forgive! And because God loves us and forgives us,  **WE LOVE OTHERS** and forgive them.

**POINT** ➔ **WE LOVE OTHERS.**

Group the children in pairs to learn this active rhyme. Direct the children to start the rhyme with their backs to their partners and then to follow your motions. Say the rhyme in a sing-song manner and repeat it several times.

**Joseph forgave his brothers.** (*pairs turn and face each other*)

**He took them by the hand.** (*shake hands*)

**We can forgive others.** (*pairs put their arms around each other's shoulders*)

**That is God's good plan.** (*pairs point up, with arms still around partner*)

**ASK: When you don't forgive someone, what's it like to be around that person?**

**When you do forgive someone, what's it like to be around that person?**

**SAY:** In our action rhyme, you got closer to your partner when we talked about forgiveness. Joseph and his brothers got closer together after he forgave them. In fact, his whole family moved to Egypt and everyone got along for the rest of their lives. When we don't forgive, it's like when we started out with our backs to each other. It ruins our friendship! That's why ➔ **WE LOVE OTHERS** and forgive them.

**POINT** ➔ **WE LOVE OTHERS.**

Place the *Rainbow Ball* on the floor in the center of the room. Have children stand in a tight circle around the ball.

**SAY: Pretend this ball is a friend or someone in your family. When people love each other, they stay close together just as we're all close to this ball. But sometimes people hurt each other even if they don't mean to. Think about times people have hurt your feelings. For each thing you think of, take a giant step away from the ball.**

Let children walk until they reach the walls. **SAY: See how far away from the ball and from each other you are? That's like what happens when we don't forgive. We get far away from the people we love.**

**But when we forgive people, we run back to them and love them again. When I say "forgiven," hop back to the ball and make a tight circle again.**


Say "forgiven," and wait for children to return to the ball. Play the game several times.


**ASK: Tell about a time you knew someone you love was mad at you.**

**What happened when that person forgave you?**

**SAY: ➔ WE LOVE OTHERS by forgiving them. If we don't forgive people when they hurt us, we won't stay close to them. But if we do forgive, we'll be able to hop back and be close, just as we came back to the ball when I called "forgiven." Joseph had a lot to forgive his brothers for. But Joseph missed his brothers and wanted to forgive them. When he did, they were close again!**

## POINT WE LOVE OTHERS.

**SAY:**  **WE LOVE OTHERS** when we forgive them, just as Joseph showed love by forgiving his brothers. Let's practice forgiving.

Form two groups of children. Play  "Forgiveness Scenarios" (track 27) on the **CD**. Listen to the first scenario about the dish breaking, and pause the **CD** after the question to allow each group to respond. Have one group say, "I'm sorry I broke your dish. Will you forgive me?" Then help the other group respond by saying, "I forgive you."

Start the **CD** again, and listen to the next scenario about the angry child. Pause the **CD** after the question, and use dialogue similar to that of the first situation for the new scenario. Repeat with the **CD** scenarios about the hurt girl and the falling blocks.

**SAY:** Forgiveness has two parts. If you're the one who did something wrong, it's important to say you're sorry. And that means really being sorry. If you say you're sorry but don't really mean it, you might do the same thing again.

**ASK:** What's something you need to say you're sorry for?


Why is this step important?

**SAY:** When someone says they're sorry, that's when it's time for the other part of forgiveness—telling the person you forgive them. You got to practice that, too. It's important to say you forgive the person so they know you're friends again.

**ASK:** What's something you need to forgive someone for?

Why is this step important?

Explain whether you think you need to forgive someone if they don't say they're sorry.

**SAY:** Joseph's brothers never actually said sorry for the mean things they did. Maybe they would've, but Joseph forgave them before they even had a chance! Let's be quick to forgive, just like Joseph was. That's one way  **WE LOVE OTHERS.**